

Signify Classified - Internal
Cooper Lighting Solutions Photometric Lab
1121 Highway 74 South
Peachtree City, GA 30269



Scaled data based on original data using
LM-79-08 Approved Method: Electrical and Photometric Measurements of Solid-
State Lighting Products

Test Report Prepared for
Cooper Lighting Solutions
(formerly Eaton)

Brand: INVUE

Report Number: P871221

Luminaire Tested: **EMM2-HSN-SA3A-840-U-T3-HSS**

Issue Date: 09/05/2024

Test Information

Test Method: LM-79-08
Report Number: P871221
Test Lab: INNOVATION CENTER(G3)
Issue Date: 09/05/2024
Manufacturer: COOPER LIGHTING SOLUTIONS (FORMERLY EATON)
Product Line: INVUE
Catalog Number: EMM2-HSN-SA3A-840-U-T3-HSS
Description: EPIC MODERN SHORT HOUSING DISCRETE LED ARRAYS 130W 80CRI 4000K
FITXURE w/ TYPE III DISTRIBUTION OPTIC AND HOUSE SIDE SHIELD
Light Source: (30) 4000K CCT, 80 CRI LEDS
Ballast/Driver: ELECTRONIC DRIVER

Summary

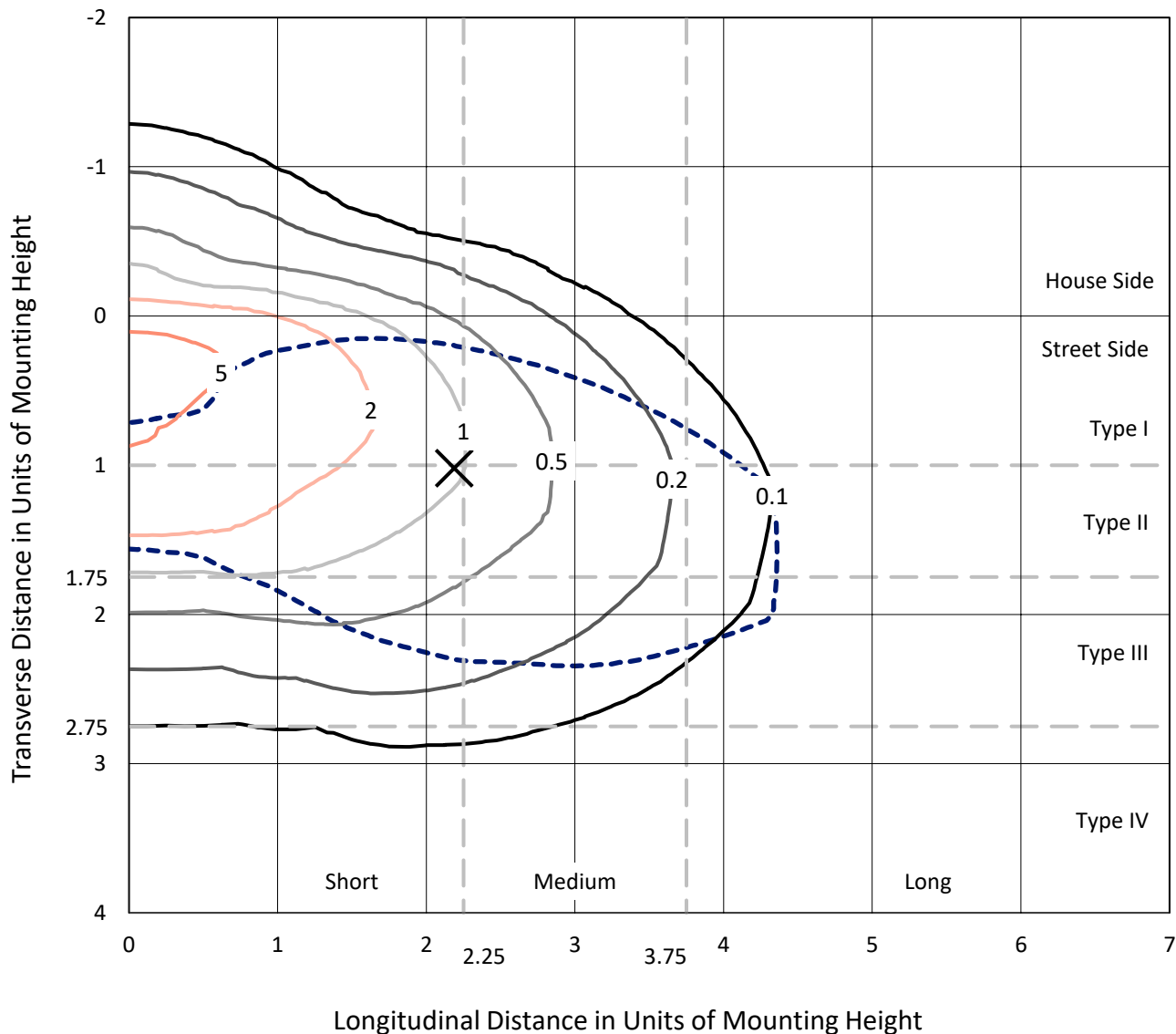
Lumens per Lamp: N/A
Luminaire Lumens: 11195.2 lumens
Efficiency: N/A
Efficacy: 99.1 lumens/watt
Luminous Opening: Rectangular (W 1' x L: 0.33' x H: 0')
IES Classification: Type III - Short
BUG Rating: B1 - U0 - G2

Input Watts (W): 113
Input Voltage (V): 120
Input Current (A_{in}): NR
Voltage Rise (V): NR
Power Factor: 0.99
Total Harmonic Distortion (THDi): 7.77%
Frequency (hertz): 60
Stabilization Time: NR
Operation Time: NR
Ambient Temperature (°C): NR
Test Distance: 24 FT

REPORT NUMBER: P871221
 CATALOG NUMBER: EMM2-HSN-SA3A-840-U-T3-HSS

Iso-Footcandle Lines of Horizontal Illumination

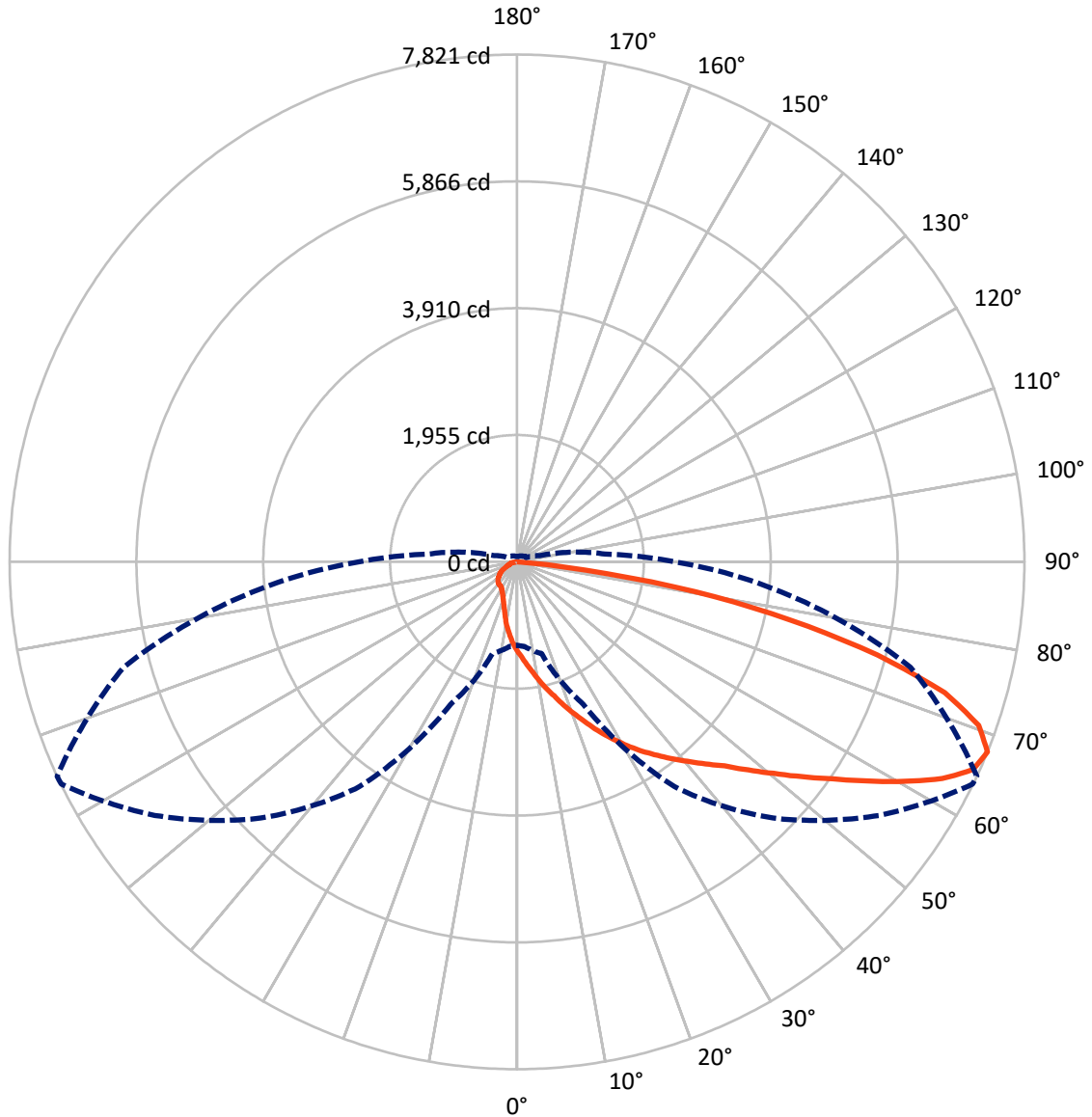
✕ Max cd
 - - - 1/2 Max cd



Based on 20 foot mounting height. Maximum calculated value = 6.4 fc
 Type III - Short - N/A

REPORT NUMBER: P871221
CATALOG NUMBER: EMM2-HSN-SA3A-840-U-T3-HSS

Luminous Intensity Polar Plot



— Vertical Plane Through 65-Deg Lateral - - - Horizontal Cone Through 67.5-Deg Vertical

REPORT NUMBER: P871221
 CATALOG NUMBER: EMM2-HSN-SA3A-840-U-T3-HSS

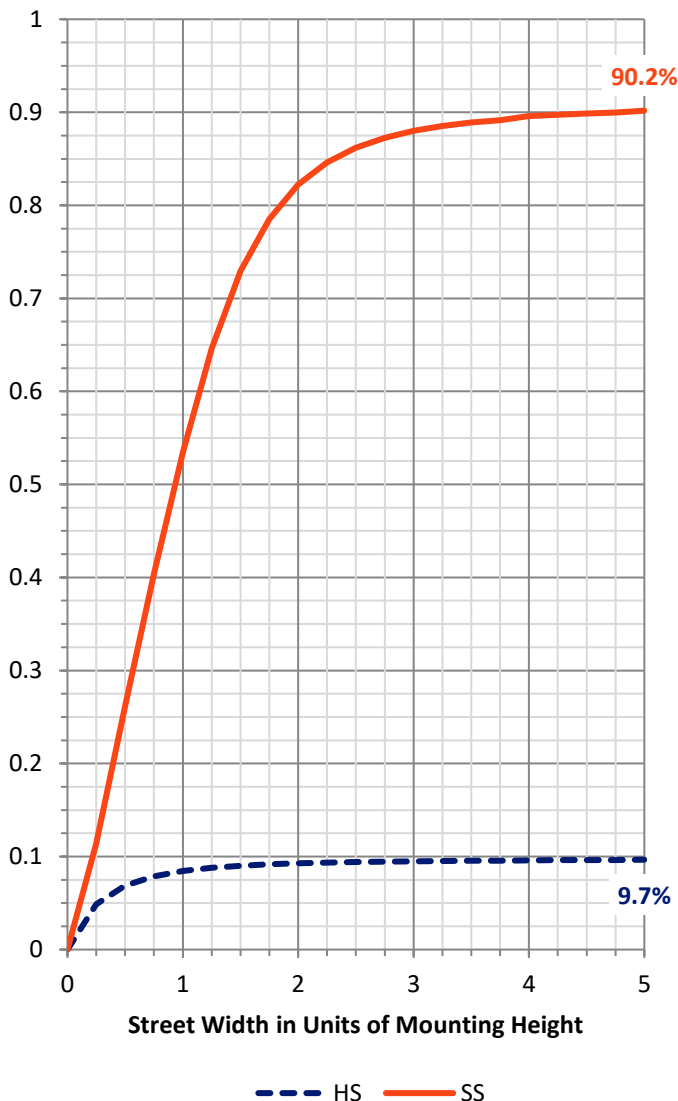
FLUX DISTRIBUTION:

		Downward	Upward	Total
House Side	Lumens	1089.6	0.0	1089.6
	% Fixture	9.7	0.0	9.7
Street Side	Lumens	10105.5	0.0	10105.5
	% Fixture	90.3	0.0	90.3
Total	Lumens	11195.2	0.0	11195.2
	% Fixture	100.0	0.0	100.0

ZONAL LUMENS:

Zone	Lumens	% Fixture
0°-10°	135.4	1.2
10°-20°	449.2	4.0
20°-30°	817.6	7.3
30°-40°	1265.3	11.3
40°-50°	1912.7	17.1
50°-60°	2488.3	22.2
60°-70°	2454.7	21.9
70°-80°	1494.2	13.3
80°-90°	177.6	1.6
90°-100°	0.0	0.0
100°-110°	0.0	0.0
110°-120°	0.0	0.0
120°-130°	0.0	0.0
130°-140°	0.0	0.0
140°-150°	0.0	0.0
150°-160°	0.0	0.0
160°-170°	0.0	0.0
170°-180°	0.0	0.0
0°-90°	11195.2	100.0
0°-180°	11195.2	100.0

Coefficient of Utilization



REPORT NUMBER: P871221

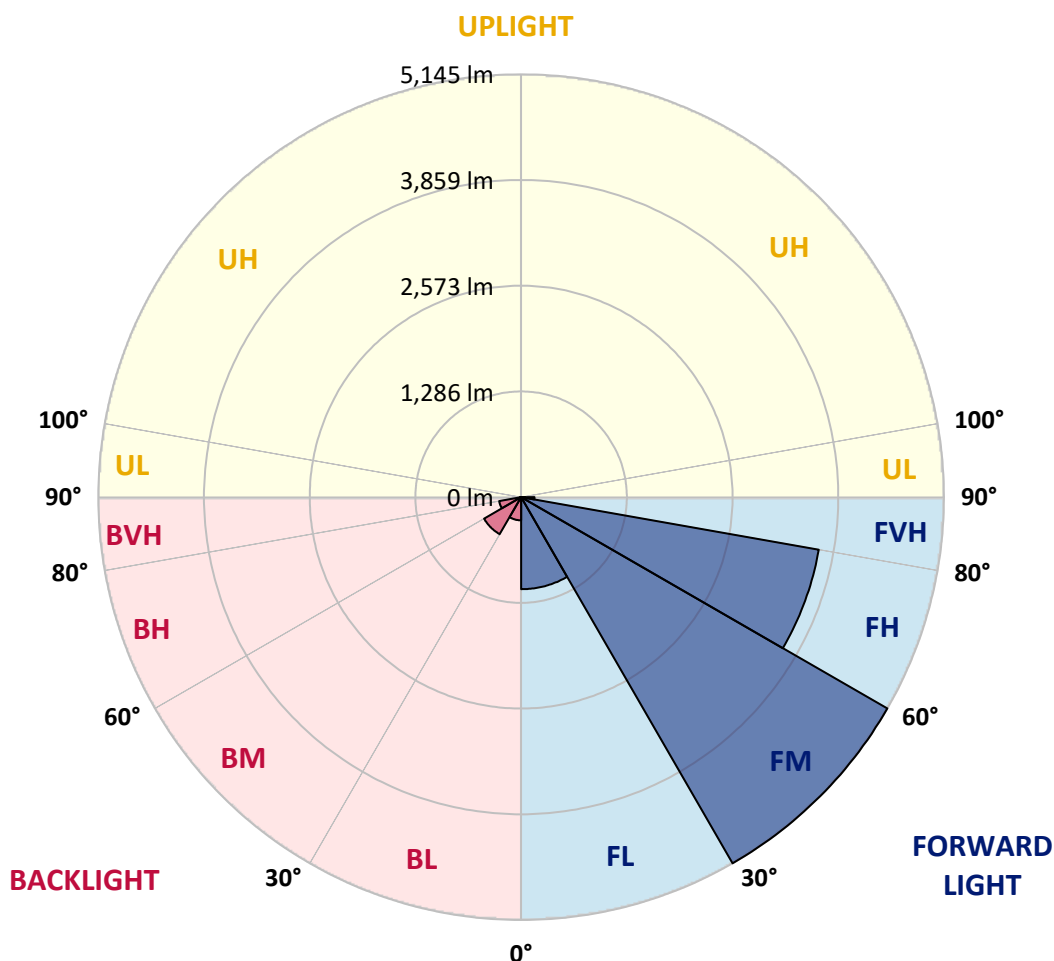
CATALOG NUMBER: EMM2-HSN-SA3A-840-U-T3-HSS

LUMINAIRE CLASSIFICATION SYSTEM LUMEN TABLE AND BUG RATING:

Zone		Lumens	% Fixture	Zone Rating/Lumen Limit		
				B	U	G
FL	(0°-30°)	1120.2	10.0			
FM	(30°-60°)	5145.3	46.0			
FH	(60°-80°)	3677.7	32.9			G2/5000
FVH	(80°-90°)	162.4	1.5			G2/225
BL	(0°-30°)	282.0	2.5	B1/500		
BM	(30°-60°)	521.1	4.7	B1/1000		
BH	(60°-80°)	271.3	2.4	B1/500		G1/500
BVH	(80°-90°)	15.2	0.1			G1/100
UL	(90°-100°)	0.0	0.0		U0/0	
UH	(100°-180°)	0.0	0.0		U0/0	

BUG Rating: B1-U0-G2

Type III Short





REPORT NUMBER: P871221

CATALOG NUMBER: EMM2-HSN-SA3A-840-U-T3-HSS

CANDELA DISTRIBUTION (FULL):

	0°	5°	15°	25°	35°	45°	55°	64°	65°	75°	85°
0°	1383.4	1383.4	1383.4	1383.4	1383.4	1383.4	1383.4	1383.4	1383.4	1383.4	1383.4
2.5°	1616.6	1603.8	1613.4	1591.0	1565.5	1546.3	1508.0	1476.0	1472.8	1440.9	1405.7
5°	1926.5	1884.9	1888.1	1843.4	1789.1	1731.6	1670.9	1591.0	1591.0	1514.3	1434.5
7.5°	2204.4	2198.0	2169.3	2099.0	2035.1	1945.6	1833.8	1731.6	1709.2	1591.0	1466.4
10°	2472.8	2463.2	2437.6	2383.3	2274.7	2175.7	2035.1	1881.7	1853.0	1683.7	1504.8
12.5°	2686.8	2690.0	2661.3	2616.6	2520.7	2402.5	2217.2	2025.5	2000.0	1773.1	1543.1
15°	2875.3	2872.1	2865.8	2827.4	2734.8	2626.1	2408.9	2185.3	2143.7	1869.0	1581.4
17.5°	3019.1	3012.7	2999.9	2968.0	2923.3	2817.8	2610.2	2354.6	2319.4	1980.8	1626.2
20°	3060.6	3057.4	3057.4	3079.8	3060.6	2996.7	2811.4	2530.3	2492.0	2099.0	1686.9
22.5°	3137.3	3134.1	3130.9	3153.3	3166.1	3159.7	2999.9	2709.2	2674.1	2236.4	1763.5
25°	3236.4	3230.0	3220.4	3242.7	3258.7	3297.1	3188.4	2920.1	2878.5	2396.1	1840.2
27.5°	3367.3	3373.7	3361.0	3357.8	3357.8	3380.1	3354.6	3108.6	3070.2	2549.5	1929.7
30°	3539.9	3549.4	3527.1	3511.1	3482.4	3479.2	3485.5	3319.4	3265.1	2715.6	2022.3
32.5°	3709.2	3718.8	3706.0	3683.6	3610.1	3581.4	3607.0	3498.3	3463.2	2897.7	2140.5
35°	3846.6	3868.9	3868.9	3824.2	3722.0	3706.0	3747.5	3674.0	3648.5	3111.8	2281.1
37.5°	4031.9	4044.6	4031.9	3948.8	3821.0	3840.2	3904.1	3859.3	3843.4	3341.8	2447.2
40°	4428.0	4444.0	4360.9	4162.9	3958.4	3980.7	4092.6	4067.0	4041.4	3568.6	2600.6
42.5°	4980.7	4942.4	4926.4	4485.5	4169.2	4156.5	4297.0	4261.9	4258.7	3798.6	2741.2
45°	5344.9	5357.7	5277.8	4859.3	4613.3	4373.7	4523.9	4511.1	4485.5	4031.9	2910.5
47.5°	5597.3	5568.6	5370.5	5169.2	5217.1	4658.0	4776.3	4808.2	4792.2	4297.0	3118.1
50°	5702.8	5674.0	5543.0	5408.8	5466.3	4983.9	5035.0	5140.5	5124.5	4565.4	3293.9
52.5°	5571.8	5536.6	5546.2	5581.4	5552.6	5239.5	5354.5	5520.6	5501.5	4878.5	3498.3
55°	4737.9	4830.6	5188.4	5546.2	5536.6	5434.4	5696.4	5939.2	5900.8	5204.4	3674.0
57.5°	3821.0	3872.1	4325.8	5293.8	5485.5	5597.3	6086.1	6386.4	6373.7	5530.2	3833.8
60°	3038.3	3092.6	3437.6	4769.9	5367.3	5766.7	6485.5	6881.6	6868.9	5859.3	3948.8
62.5°	2415.3	2415.3	2722.0	4015.9	5140.5	5865.7	6801.8	7380.0	7357.7	6124.5	3977.6
65°	1738.0	1760.3	1990.4	3230.0	4773.1	5840.1	6955.1	7734.7	7721.9	6274.6	3916.8
67.5°	1284.3	1309.9	1463.2	2421.7	4229.9	5584.5	6814.6	7814.5	7820.9	6277.8	3718.8
70°	1003.2	1009.6	1124.6	1683.7	3466.4	5015.9	6287.4	7549.4	7549.4	6121.3	3424.8
72.5°	763.6	770.0	869.0	1146.9	2552.7	4146.9	5498.3	6846.5	6894.4	5705.9	2990.4
75°	591.0	603.8	670.9	824.3	1600.6	2948.8	4517.5	5606.9	5737.9	4900.9	2463.2
77.5°	456.9	469.6	524.0	603.8	932.9	1817.9	3175.7	4191.6	4309.8	3859.3	1900.9
80°	367.4	373.8	408.9	453.7	565.5	936.1	1939.3	2753.9	2789.1	2622.9	1258.8
82.5°	169.3	182.1	220.4	249.2	281.1	434.5	827.5	1019.1	1063.9	1041.5	517.6
85°	19.2	19.2	22.4	25.6	28.8	44.7	57.5	51.1	51.1	60.7	54.3
87.5°	0.0	0.0	0.0	3.2	6.4	6.4	9.6	9.6	9.6	9.6	9.6
90°	0.0	0.0	0.0	0.0	0.0	0.0	0.0	0.0	0.0	0.0	0.0



REPORT NUMBER: P871221

CATALOG NUMBER: EMM2-HSN-SA3A-840-U-T3-HSS

CANDELA DISTRIBUTION (continued):

	90°	95°	105°	115°	125°	135°	145°	155°	165°	175°	180°
0°	1383.4	1383.4	1383.4	1383.4	1383.4	1383.4	1383.4	1383.4	1383.4	1383.4	1383.4
2.5°	1386.6	1364.2	1322.7	1287.5	1255.6	1223.6	1207.6	1169.3	1159.7	1166.1	1143.7
5°	1392.9	1348.2	1262.0	1182.1	1115.0	1051.1	996.8	939.3	926.5	907.3	897.7
7.5°	1402.5	1335.4	1201.3	1076.7	974.4	881.8	814.7	770.0	734.8	725.2	722.0
10°	1415.3	1319.5	1134.2	977.6	837.0	741.2	680.5	648.5	635.8	626.2	629.4
12.5°	1424.9	1303.5	1070.3	865.8	728.4	642.2	613.4	587.8	581.5	578.3	578.3
15°	1437.7	1287.5	993.6	766.8	635.8	584.7	555.9	546.3	546.3	543.1	543.1
17.5°	1453.6	1274.7	929.7	690.1	581.5	533.5	520.8	508.0	508.0	508.0	504.8
20°	1485.6	1268.3	872.2	626.2	533.5	501.6	482.4	472.8	469.6	466.4	466.4
22.5°	1517.5	1268.3	808.3	578.3	501.6	466.4	447.3	437.7	434.5	434.5	434.5
25°	1562.3	1265.1	757.2	536.7	472.8	431.3	412.1	402.5	396.2	396.2	393.0
27.5°	1613.4	1265.1	712.4	504.8	440.9	399.4	377.0	367.4	357.8	357.8	354.6
30°	1664.5	1271.5	674.1	479.2	408.9	370.6	341.8	329.1	322.7	319.5	319.5
32.5°	1731.6	1290.7	648.5	460.1	380.2	341.8	313.1	300.3	293.9	290.7	290.7
35°	1833.8	1338.6	651.7	450.5	361.0	316.3	287.5	271.6	268.4	268.4	265.2
37.5°	1942.5	1383.4	661.3	444.1	341.8	297.1	268.4	252.4	249.2	249.2	249.2
40°	2035.1	1421.7	674.1	440.9	325.9	277.9	252.4	239.6	233.2	233.2	233.2
42.5°	2127.8	1444.1	677.3	431.3	316.3	262.0	239.6	226.8	220.4	223.6	223.6
45°	2220.4	1460.0	667.7	418.5	306.7	249.2	226.8	214.1	207.7	207.7	207.7
47.5°	2332.2	1495.2	651.7	399.4	300.3	239.6	214.1	201.3	198.1	198.1	198.1
50°	2444.0	1523.9	639.0	377.0	284.3	226.8	204.5	188.5	185.3	185.3	185.3
52.5°	2536.7	1536.7	623.0	348.2	268.4	214.1	191.7	175.7	169.3	169.3	169.3
55°	2607.0	1539.9	600.6	325.9	246.0	201.3	178.9	162.9	156.5	153.4	153.4
57.5°	2664.5	1536.7	578.3	303.5	226.8	185.3	162.9	150.2	140.6	137.4	137.4
60°	2696.4	1527.1	546.3	274.8	201.3	169.3	150.2	134.2	127.8	124.6	124.6
62.5°	2677.3	1501.6	501.6	230.0	182.1	153.4	137.4	124.6	115.0	111.8	111.8
65°	2587.8	1450.4	444.1	188.5	162.9	137.4	124.6	111.8	99.0	95.8	95.8
67.5°	2431.3	1364.2	367.4	159.7	150.2	124.6	111.8	99.0	89.5	83.1	83.1
70°	2214.0	1249.2	287.5	137.4	134.2	115.0	102.2	89.5	79.9	73.5	73.5
72.5°	1904.1	1060.7	214.1	118.2	118.2	105.4	92.6	83.1	73.5	67.1	67.1
75°	1539.9	801.9	162.9	108.6	105.4	95.8	83.1	73.5	67.1	60.7	60.7
77.5°	1124.6	533.5	134.2	99.0	99.0	86.3	76.7	67.1	60.7	57.5	57.5
80°	683.7	306.7	95.8	76.7	76.7	73.5	63.9	57.5	54.3	47.9	44.7
82.5°	277.9	118.2	51.1	38.3	38.3	35.1	22.4	19.2	19.2	19.2	16.0
85°	28.8	19.2	12.8	9.6	9.6	9.6	6.4	6.4	6.4	6.4	6.4
87.5°	9.6	9.6	6.4	6.4	6.4	6.4	3.2	3.2	3.2	3.2	3.2
90°	0.0	0.0	0.0	0.0	0.0	0.0	0.0	0.0	0.0	0.0	0.0

Cooper Lighting Solutions Photometric Lab
1121 Highway 74 South
Peachtree City, GA 30269



LM-79-2019: Approved Method: Electrical and Photometric Measurements of Solid-State Lighting Products

Report Prepared for

Cooper Lighting Solutions

Streetworks

Report Number: SP1-2407-157-8

Test Date: 09/05/2024

Luminaire Tested: MEM2-HTN-SA-40-840-U-5WQ

Data in this report applies to families of products including MEM2-HTN-SA-40-840-U-5WQ

Test Information

Test Method: LM-79-2019
 Report Number: SP1-2407-157-8
 Test Lab: COOPER LIGHTING SOLUTIONS
 Photometer: SP1 - 76IN SPHERE
 Measurement Geometry: 4π
 Issue Date: 09/05/2024
 Manufacturer: COOPER LIGHTING SOLUTIONS
 Product Line: Streetworks
 Catalog Number: **MEM2-HTN-SA-40-840-U-5WQ**
 Description: Epic Modern Light Square 40W 5WQ Optic

Spectral Parameters

CCT (K): 3996
 CIE u': 0.2245
 CIE v': 0.5031
 Duv: 0.0012
 CIE x: 0.3815
 CIE y: 0.3799
 CIE z: 0.2386
 Peak Wavelength (nm): 449
 Dominant Wavelength (nm): 578
 Purity: 28.49233
 Rf: 82.6
 Rg: 95.1

CRI (Ra):	80.6		
R1:	78.1	R9:	-5.8
R2:	87.1	R10:	70.3
R3:	94.5	R11:	78.7
R4:	79.7	R12:	60.5
R5:	78.7	R13:	80.2
R6:	82.7	R14:	97.2
R7:	84.3	R15:	70.6
R8:	59.5		



Test Conditions

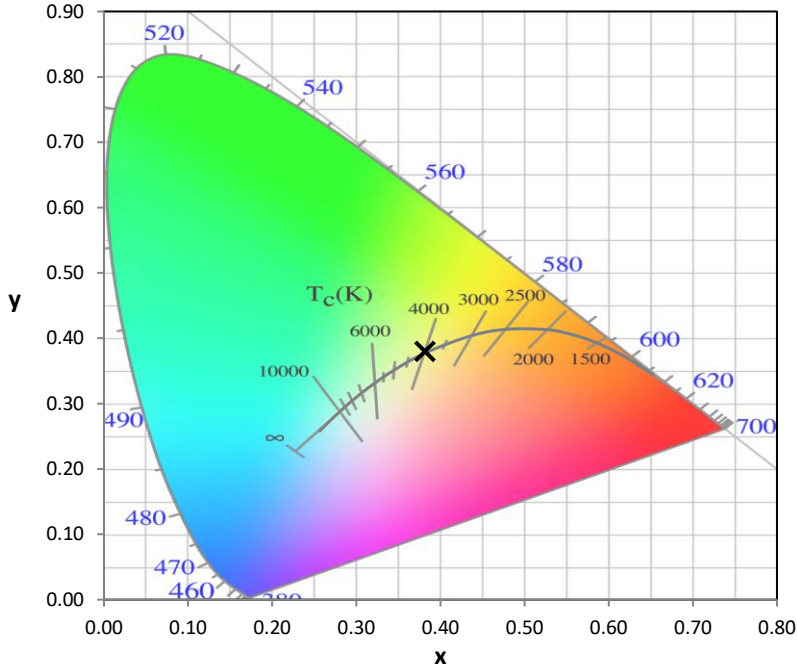
Stabilization Time: 29M
 Operation Time: 1H 29M
 Sphere Temperature (°C): 24.3

REPORT NUMBER: SP1-2407-157-8

Measurement and Test Equipment			
Instrument	Identification Number	Calibration Date	Calibration Due Date
Photometer	IN0058	6/18/2024	12/18/2024
Power Meter	INXT2011004	2/8/2024	2/8/2025
AC Power Source	IN0063	10/24/2023	10/24/2024
DC Power Source	IN0208	10/24/2023	10/24/2024
Sphere Thermometer	IN0085	10/24/2023	10/24/2024
Room Thermometer	IN0046	10/24/2023	10/24/2024

REPORT NUMBER: SP1-2407-157-8

CIE 1931 Chromaticity Diagram



CIE 1931 Chromaticity Diagram with 2017 ANSI 7-Step and 4-Step Quadrangles



Point lies inside the ANSI 4000K 4-step quadrangle

REPORT NUMBER: SP1-2407-157-8

Photopic Flux vs. Wavelength



Photopic Lumens: NR

λ (nm)	Power W [^] /nm	Lumens (ϕ /nm)	λ (nm)	Power W [^] /nm	Lumens (ϕ /nm)	λ (nm)	Power W [^] /nm	Lumens (ϕ /nm)	λ (nm)	Power W [^] /nm	Lumens (ϕ /nm)	λ (nm)	Power W [^] /nm	Lumens (ϕ /nm)
360	0	NR	490	289	NR	620	725	NR	750	17	NR	880	0	NR
365	0	NR	495	351	NR	625	673	NR	755	15	NR	885	0	NR
370	0	NR	500	414	NR	630	619	NR	760	13	NR	890	0	NR
375	0	NR	505	470	NR	635	562	NR	765	11	NR	895	0	NR
380	0	NR	510	513	NR	640	506	NR	770	9	NR	900	0	NR
385	0	NR	515	546	NR	645	452	NR	775	8	NR	905	0	NR
390	0	NR	520	571	NR	650	400	NR	780	7	NR	910	0	NR
395	1	NR	525	592	NR	655	352	NR	785	6	NR	915	0	NR
400	3	NR	530	606	NR	660	307	NR	790	5	NR	920	0	NR
405	6	NR	535	624	NR	665	267	NR	795	4	NR	925	0	NR
410	12	NR	540	642	NR	670	231	NR	800	4	NR	930	0	NR
415	22	NR	545	663	NR	675	199	NR	805	3	NR	935	0	NR
420	44	NR	550	686	NR	680	171	NR	810	3	NR	940	0	NR
425	83	NR	555	713	NR	685	146	NR	815	2	NR	945	0	NR
430	150	NR	560	745	NR	690	125	NR	820	2	NR	950	0	NR
435	267	NR	565	774	NR	695	106	NR	825	2	NR	955	0	NR
440	466	NR	570	806	NR	700	90	NR	830	1	NR	960	0	NR
445	804	NR	575	835	NR	705	76	NR	835	1	NR	965	0	NR
450	1000	NR	580	858	NR	710	65	NR	840	1	NR	970	0	NR
455	715	NR	585	875	NR	715	55	NR	845	1	NR	975	0	NR
460	492	NR	590	884	NR	720	47	NR	850	1	NR	980	0	NR
465	402	NR	595	880	NR	725	40	NR	855	1	NR	985	0	NR
470	288	NR	600	868	NR	730	34	NR	860	1	NR	990	0	NR
475	226	NR	605	844	NR	735	28	NR	865	1	NR	995	0	NR
480	227	NR	610	814	NR	740	24	NR	870	0	NR	1000	0	NR
485	248	NR	615	771	NR	745	20	NR	875	0	NR			

REPORT NUMBER: SP1-2407-157-8

Scotopic Flux vs. Wavelength



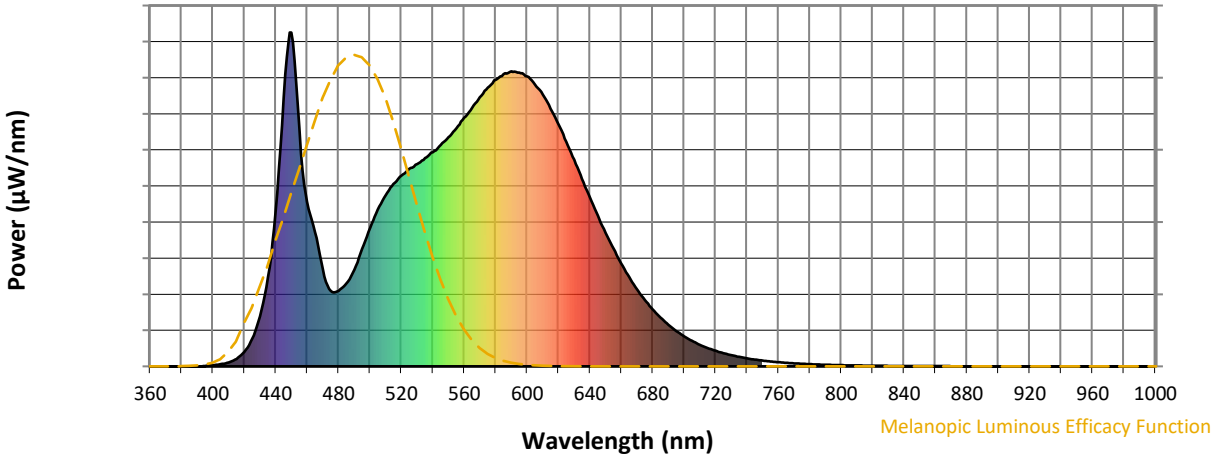
Scotopic Lumens: NR

S/P: 1.66

λ (nm)	Power W [^] /nm	Lumens (φ/nm)	λ (nm)	Power W [^] /nm	Lumens (φ/nm)	λ (nm)	Power W [^] /nm	Lumens (φ/nm)	λ (nm)	Power W [^] /nm	Lumens (φ/nm)	λ (nm)	Power W [^] /nm	Lumens (φ/nm)
360	0	NR	490	289	NR	620	725	NR	750	17	NR	880	0	NR
365	0	NR	495	351	NR	625	673	NR	755	15	NR	885	0	NR
370	0	NR	500	414	NR	630	619	NR	760	13	NR	890	0	NR
375	0	NR	505	470	NR	635	562	NR	765	11	NR	895	0	NR
380	0	NR	510	513	NR	640	506	NR	770	9	NR	900	0	NR
385	0	NR	515	546	NR	645	452	NR	775	8	NR	905	0	NR
390	0	NR	520	571	NR	650	400	NR	780	7	NR	910	0	NR
395	1	NR	525	592	NR	655	352	NR	785	6	NR	915	0	NR
400	3	NR	530	606	NR	660	307	NR	790	5	NR	920	0	NR
405	6	NR	535	624	NR	665	267	NR	795	4	NR	925	0	NR
410	12	NR	540	642	NR	670	231	NR	800	4	NR	930	0	NR
415	22	NR	545	663	NR	675	199	NR	805	3	NR	935	0	NR
420	44	NR	550	686	NR	680	171	NR	810	3	NR	940	0	NR
425	83	NR	555	713	NR	685	146	NR	815	2	NR	945	0	NR
430	150	NR	560	745	NR	690	125	NR	820	2	NR	950	0	NR
435	267	NR	565	774	NR	695	106	NR	825	2	NR	955	0	NR
440	466	NR	570	806	NR	700	90	NR	830	1	NR	960	0	NR
445	804	NR	575	835	NR	705	76	NR	835	1	NR	965	0	NR
450	1000	NR	580	858	NR	710	65	NR	840	1	NR	970	0	NR
455	715	NR	585	875	NR	715	55	NR	845	1	NR	975	0	NR
460	492	NR	590	884	NR	720	47	NR	850	1	NR	980	0	NR
465	402	NR	595	880	NR	725	40	NR	855	1	NR	985	0	NR
470	288	NR	600	868	NR	730	34	NR	860	1	NR	990	0	NR
475	226	NR	605	844	NR	735	28	NR	865	1	NR	995	0	NR
480	227	NR	610	814	NR	740	24	NR	870	0	NR	1000	0	NR
485	248	NR	615	771	NR	745	20	NR	875	0	NR			

REPORT NUMBER: SP1-2407-157-8

Melanopic Flux vs. Wavelength



Melanopic Lumens: NR

M/P: 3.37

λ (nm)	Power W [^] /nm	Lumens (φ/nm)	λ (nm)	Power W [^] /nm	Lumens (φ/nm)	λ (nm)	Power W [^] /nm	Lumens (φ/nm)	λ (nm)	Power W [^] /nm	Lumens (φ/nm)	λ (nm)	Power W [^] /nm	Lumens (φ/nm)
360	0	NR	490	289	NR	620	725	NR	750	17	NR	880	0	NR
365	0	NR	495	351	NR	625	673	NR	755	15	NR	885	0	NR
370	0	NR	500	414	NR	630	619	NR	760	13	NR	890	0	NR
375	0	NR	505	470	NR	635	562	NR	765	11	NR	895	0	NR
380	0	NR	510	513	NR	640	506	NR	770	9	NR	900	0	NR
385	0	NR	515	546	NR	645	452	NR	775	8	NR	905	0	NR
390	0	NR	520	571	NR	650	400	NR	780	7	NR	910	0	NR
395	1	NR	525	592	NR	655	352	NR	785	6	NR	915	0	NR
400	3	NR	530	606	NR	660	307	NR	790	5	NR	920	0	NR
405	6	NR	535	624	NR	665	267	NR	795	4	NR	925	0	NR
410	12	NR	540	642	NR	670	231	NR	800	4	NR	930	0	NR
415	22	NR	545	663	NR	675	199	NR	805	3	NR	935	0	NR
420	44	NR	550	686	NR	680	171	NR	810	3	NR	940	0	NR
425	83	NR	555	713	NR	685	146	NR	815	2	NR	945	0	NR
430	150	NR	560	745	NR	690	125	NR	820	2	NR	950	0	NR
435	267	NR	565	774	NR	695	106	NR	825	2	NR	955	0	NR
440	466	NR	570	806	NR	700	90	NR	830	1	NR	960	0	NR
445	804	NR	575	835	NR	705	76	NR	835	1	NR	965	0	NR
450	1000	NR	580	858	NR	710	65	NR	840	1	NR	970	0	NR
455	715	NR	585	875	NR	715	55	NR	845	1	NR	975	0	NR
460	492	NR	590	884	NR	720	47	NR	850	1	NR	980	0	NR
465	402	NR	595	880	NR	725	40	NR	855	1	NR	985	0	NR
470	288	NR	600	868	NR	730	34	NR	860	1	NR	990	0	NR
475	226	NR	605	844	NR	735	28	NR	865	1	NR	995	0	NR
480	227	NR	610	814	NR	740	24	NR	870	0	NR	1000	0	NR
485	248	NR	615	771	NR	745	20	NR	875	0	NR			

Summary

$R_f = 82.6$
 $R_g = 95.1$
 CIE $R_a = 80.6$
 $R_9 = -5.8$



Color Vector Graphics



Individual Sample Fidelity Index ($R_{f,i}$)

CES01 = 85	CES26 = 79	CES51 = 94	CES76 = 72
CES02 = 61	CES27 = 93	CES52 = 94	CES77 = 82
CES03 = 31	CES28 = 90	CES53 = 88	CES78 = 71
CES04 = 69	CES29 = 83	CES54 = 89	CES79 = 91
CES05 = 48	CES30 = 95	CES55 = 88	CES80 = 88
CES06 = 50	CES31 = 86	CES56 = 84	CES81 = 80
CES07 = 40	CES32 = 78	CES57 = 84	CES82 = 95
CES08 = 39	CES33 = 90	CES58 = 84	CES83 = 95
CES09 = 29	CES34 = 85	CES59 = 90	CES84 = 90
CES10 = 74	CES35 = 92	CES60 = 91	CES85 = 78
CES11 = 57	CES36 = 85	CES61 = 87	CES86 = 73
CES12 = 63	CES37 = 91	CES62 = 87	CES87 = 83
CES13 = 42	CES38 = 95	CES63 = 84	CES88 = 86
CES14 = 74	CES39 = 98	CES64 = 78	CES89 = 76
CES15 = 71	CES40 = 94	CES65 = 75	CES90 = 87
CES16 = 46	CES41 = 98	CES66 = 75	CES91 = 72
CES17 = 49	CES42 = 92	CES67 = 73	CES92 = 62
CES18 = 56	CES43 = 88	CES68 = 77	CES93 = 78
CES19 = 71	CES44 = 99	CES69 = 82	CES94 = 60
CES20 = 65	CES45 = 93	CES70 = 72	CES95 = 70
CES21 = 86	CES46 = 90	CES71 = 67	CES96 = 82
CES22 = 78	CES47 = 95	CES72 = 89	CES97 = 90
CES23 = 91	CES48 = 84	CES73 = 65	CES98 = 84
CES24 = 90	CES49 = 89	CES74 = 93	CES99 = 73
CES25 = 71	CES50 = 94	CES75 = 69	



Color Rendition by Hue-Angle Bin



Measure Comparisons



(END OF REPORT)